

Delta Depositor

Spare Parts Catalogue

Standard Delta depositor with Soft dough hopper



Part No – 073-00-11000




Issue 1.0

(updated
20.09.18)













Section 6
Rotary template
drive motor

Master Index Page
Internal components
from top of machine





Photograph	Description	MONO Part No	Identification
	Control panel	073-15-00100	S1 - 1
	Stop button	B801-12-015	S1 - 2
	Start button	B801-12-029	S1 - 3
	Ribbon Cable	073-25-04000	S1 - 4
	Connecting lead	073-25-02500	S1 - 5
	Motor demand lead	073-25-01300	S1 - 6
	Download cable	B728-63-006	S1 - 7


	<p>Start button contact block</p>	<p>B801-14-001</p>	<p>S1 - 8</p>
	<p>Stop button contact block</p>	<p>B801-14-002</p>	<p>S1 - 9</p>

Individual Parts are numbered here, which correspond to the spares list in this section.

Breakdown - Section 2
Hopper Assembly
- 400/450mm & 580mm



S2 - 1



S2 - 3


S2 - 2

S2 - 4

S2 - 5



S2 - 13



S2 - 10

S2 - 7

S2 - 8

S2 - 6

S2 - 12



S2 - 11


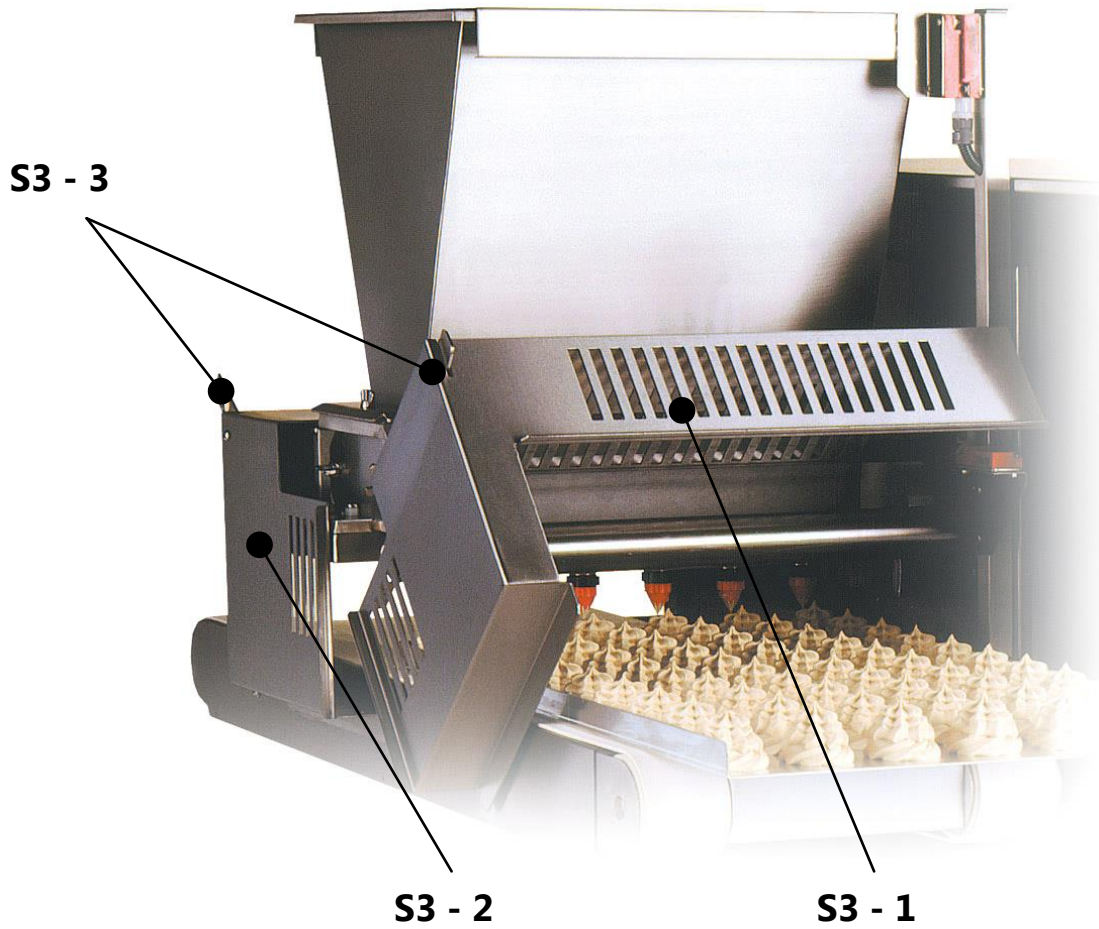
S2 - 9

Spare parts - Section 2
Hopper Assembly –
400mm / 450mm / 580mm

Photograph	Description	MONO Part No	Identification
	Pour through guard safety : 400 450 580	073-09-01800 073-09-01802 073-09-01803	S2 - 1
	Hopper seal 400 Hopper seal 450 Hopper seal 580	A900-12-083 (400mm) A900-12-084 (450mm) A900-12-085 (580mm)	S2 - 2
	Hopper stud	073-09-01200	S2 - 3
	End cap stud	073-09-00502	S2- 4
	End cap – drive side	M073-KMX001	S2 - 5
	End cap – non drive end	M073-KMX002	S2 - 6
	Template clamp stud	073-09-01000	S2 - 7

Spare parts - Section 2			
Hopper Assembly – 400mm / 450mm / 580mm			
	Template wing nut	072-07-20902	S2 - 8
	Wing nut – end cap	A900-04-147	S2 - 9
	Template clamp (400) Template clamp (450) Template clamp (580)	073-09-00400 073-09-00402 073-09-00403	S2 - 10
	End cap 'O' ring	A900-12-074	S2 - 11
	End cap bush	073-09-00600	S2 - 12
	Hopper locking screw	073-09-1500	S2 - 13

Breakdown - Section 3 Hopper guards



Spare parts - Section 3 Hopper guards


	Front hopper guard	073-11-00102	S3 - 1
	Rear hopper guard	073-11-00202	S3 - 2
	Guard stay	073-11-00-300	S3 - 3
	Pivot bush	073-11-00500	S3 - 4



Individual Parts are numbered here, which correspond to the spares list in this section.

Breakdown - Section 4 Table Assembly for 400 / 450mm hopper & 580mm hopper

PLEASE NOTE: Some components on 580mm hopper table are not the same as 400/450mm hopper table components



6940/word/12.02 – Issu
hopper.
Part No - 073-00-1100

r with Soft dough







S4 - 8






Spare parts - Section 4

Table Assembly


Photograph	Description	MONO Part No	Identification
	Conveyor belt	A900-22-101	S4 - 1
	Idler Shaft (400/450) Idler Shaft (580)	073-08-01000 073-08-01002	S4 - 2
	Bearing block for drive shaft	073-08-00800	S4 - 3
	Drive shaft 400/450 Drive shaft 580	073-08-00900 073-08-00902	S4 - 4
	Idle Roller Bearing (centre)	073-08-01100 A900-06-261	S4 - 5
	Drive pulley	073-08-01200	S4 - 6

	<p>Table drive shaft bearing</p>	<p>A900-06-245</p>	<p>Spare parts - Section 4 Table Assembly</p>
	<p>V-ring seal</p>	<p>A900-12-096</p>	<p>S4 - 8</p>




Photograph	Description	MONO Part No	Identification
	Fixed castor	A900-20-036	S5 – 1
	Locking swivel castor	A900-20-047	S5 – 2

Breakdown - Section 6
Rotary template drive components



S6 - 1




S6 - 10

S6 - 9

S6 - 2



S6 - 8



S6 - 3




S6 - 7


S6 - 5

S6 - 6


S6 - 4

Photograph	Description	MONO Part No	Identification
	Rotary template gearbox	A900-11-088	S6 - 1
	Rotary template drive gear	073-04-00300	S6 - 2
	Rotary template drive shaft	073-04-00400	S6 - 3
	Self align ball bearing	A900-06-218	S6 - 4
	Key-rotary template gearbox	073-04-00700	S6 - 5
	Key-rotary template drive gear	A900-01-262	S6 - 6
	Circlip-rotary template drive shaft	A900-01-260	S6 - 7


	<p>V-ring seal</p>	<p>A900-12-078</p>	<p>S6 - 8</p>
	<p>Rotary template motor assembly</p>	<p>B741-74-003</p>	<p>S6 - 9</p>
	<p>Encoder</p>	<p>B742-99-001</p>	<p>S6 - 10</p>



S7 - 2






S7 - 1




S7 - 3



S7 - 3

	<p>Straight grease nipple</p>	<p>A900-13-003</p>	<p>S7 - 1</p>
	<p>Battery plate adaptor</p>	<p>A900-13-047</p>	<p>S7 - 2</p>
	<p>Straight connector</p>	<p>A900-13-048</p>	<p>S7 - 3</p>

Breakdown - Section 8
Hopper pump drive components




S8 - 3

S8 - 1

S8 - 2


S8 - 7




Section 8 – Spare Parts

Hopper pump drive components

Photograph	Description	MONO Part No	Identification
	Deposit pump gearbox	A900-11-076	S8 - 1
	Hopper pump motor	B741-74-001	S8 - 2
	Deposit pump drive shaft	073-04-00800	S8 - 3
	Key-dep pump drive shaft	A900-01-263	S8 - 4
	Circlip	A900-01-116	S8 - 5
	Shaft lip seal	A900-12-079	S8 - 6


	Encoder	B742-99-001	S8 - 7
---	---------	-------------	--------

Breakdown - Section 9 Table drive components




S9 - 1

S9 - 2




S9 - 3

	Table drive motor	B741-74	S9 - 1
	Table drive gearbox	A900-11-078	S9 - 2
	Table drive coupling	073-08-01400	S9 - 03

Individual Parts are numbered here,
which correspond to the spares list
in this section.




Breakdown - Section 10 **Motor Amplifier Unit**



S10 - 1

S10 - 3


S10 - 2

Photograph	Description	MONO Part No	Identification
	Motor Amplifier unit	B739-09-001	S10 - 1
	Motor amplifier circuit board	B739-80-001	S10 - 2
	Air Filter	A900-30-001	S10 - 3

S11 - 2




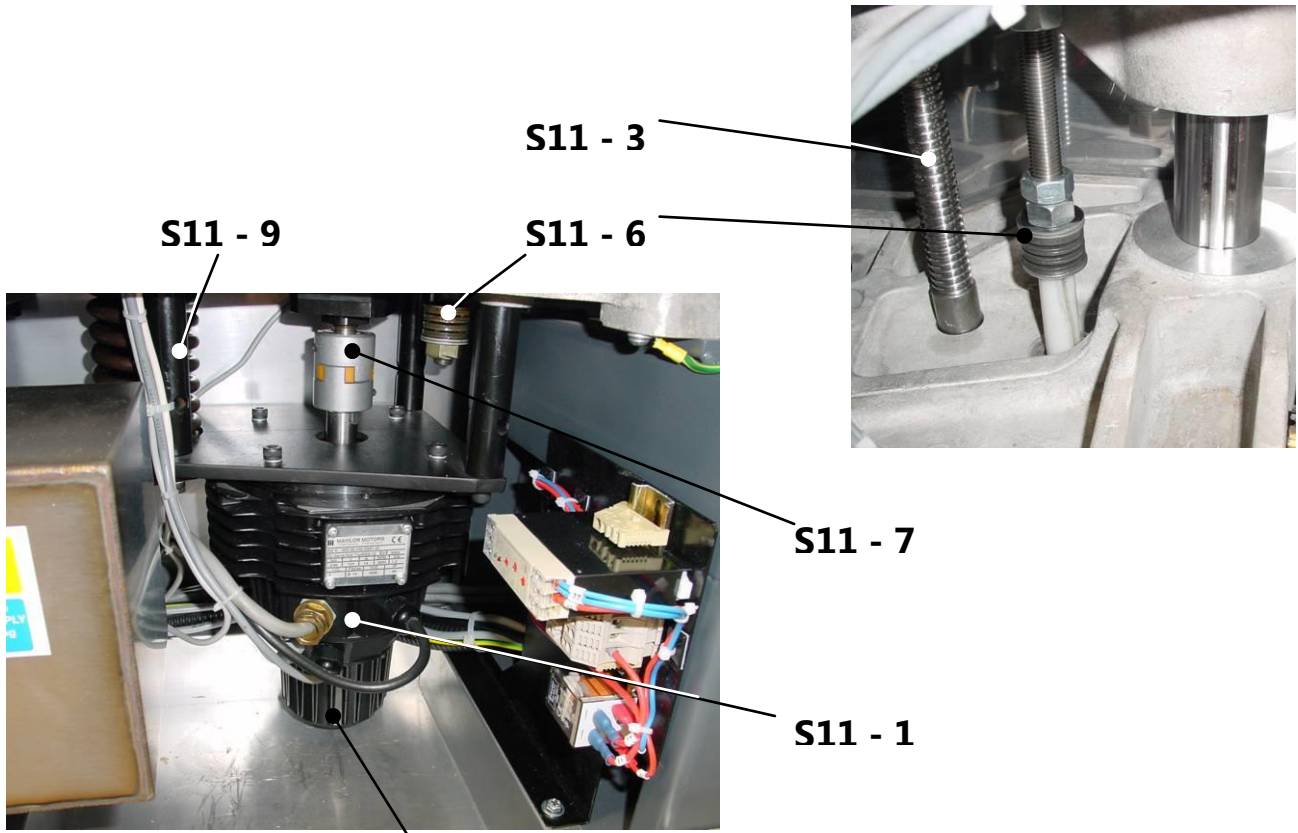
S11 - 3



Individual Parts are numbered here, which correspond to the spares list in this section.


Breakdown - Section 11

Hopper lift components




S11 - 10
(Encoder)

S11 - 5



S11 - 8
(Key)



S11 - 4

Spare parts - Section 11

Hopper lift components



Photograph	Description	MONO Part No	Identification
	Hopper lift (Jog) motor	B740-74-001	S11 - 1
	Jog motor choke unit	B743-31-001	S11 - 2
	Ball screw and nut	073-04-00200	S11 - 3
	Spider for ball screw	A900-10-007	S11 - 4
	Ball screw support unit	A900-31-045	S11 - 5
	Disc spring	A900-19-081	S11 - 6






	<p>Jog motor coupling assy</p>	<p>A900-10-006</p>	<p>S11 - 7</p>
	<p>Key-ball screw shaft</p>	<p>A900-01-261</p>	<p>S11 - 8</p>
	<p>Spring</p>	<p>A900-19-074</p>	<p>S11 - 9</p>
	<p>Encoder</p>	<p>B742-99-001</p>	<p>S11 - 10</p>





Individual Parts are numbered here, which correspond to the snares list in this section

Breakdown - Section 12




Main electrical assembly



Photograph	Description	MONO Part No	Identification
	Power supply panel assembly	073-25-02300	S12 - 1
	Transformer	B726-31-003	S12 - 2
	Filter unit	B842-48-009	S12 - 3
	Circuit breaker	B872-22-002 B2	S12 - 4
	Circuit breaker	B872-22-075	S12 - 5



	Circuit breaker	B872-22-094	S12 - 6
	Main contactor	B859-08-048	S12 - 7
	Auxillary contact block	B859-14-011	S12 - 8
	Stop button	B807-12-005	S12 - 9
	Stop button shroud	B807-18-003	

Breakdown - Section 13
Interface circuit board




S13 - 3

S13 - 5



Photograph	Description	MONO Part No	Identification
	Interface circuit board	B728-93-001	S13 - 1
	Vertical height sensor	B842-99-001	S13 - 2
	Hopper lift sensor	B735-99-006	S13 - 3
	Hopper guard safety switch	B818-07-010	S13 - 4
	Hopper / template type sensor assembly	073-25-05000	S13 - 5
	Tray sensor	073-25-02100	S13 - 6
	Bypass connector	073-25-04500	S13 - 7



MONO Equipment

Queensway • Swansea West Industrial Park • Swansea •

6940/word/12.02 – Issue 1.0 (updated 20.09.19) **SA54EB • UK** Standard Delta depositor with Soft dough
hopper. **Tel. 01792 561234 • Fax. 01792 561016**

Part No - 073-00-11000

Email: sales@monoequip.com
Web-site: www.monoequip.com